

Disability Statistics & Accessibility Problems in Turkey



Subtitles

- Main Statistics
- Rights of people with disabilities
- Accessibility problems and solutions



Turkey's total disabled Population



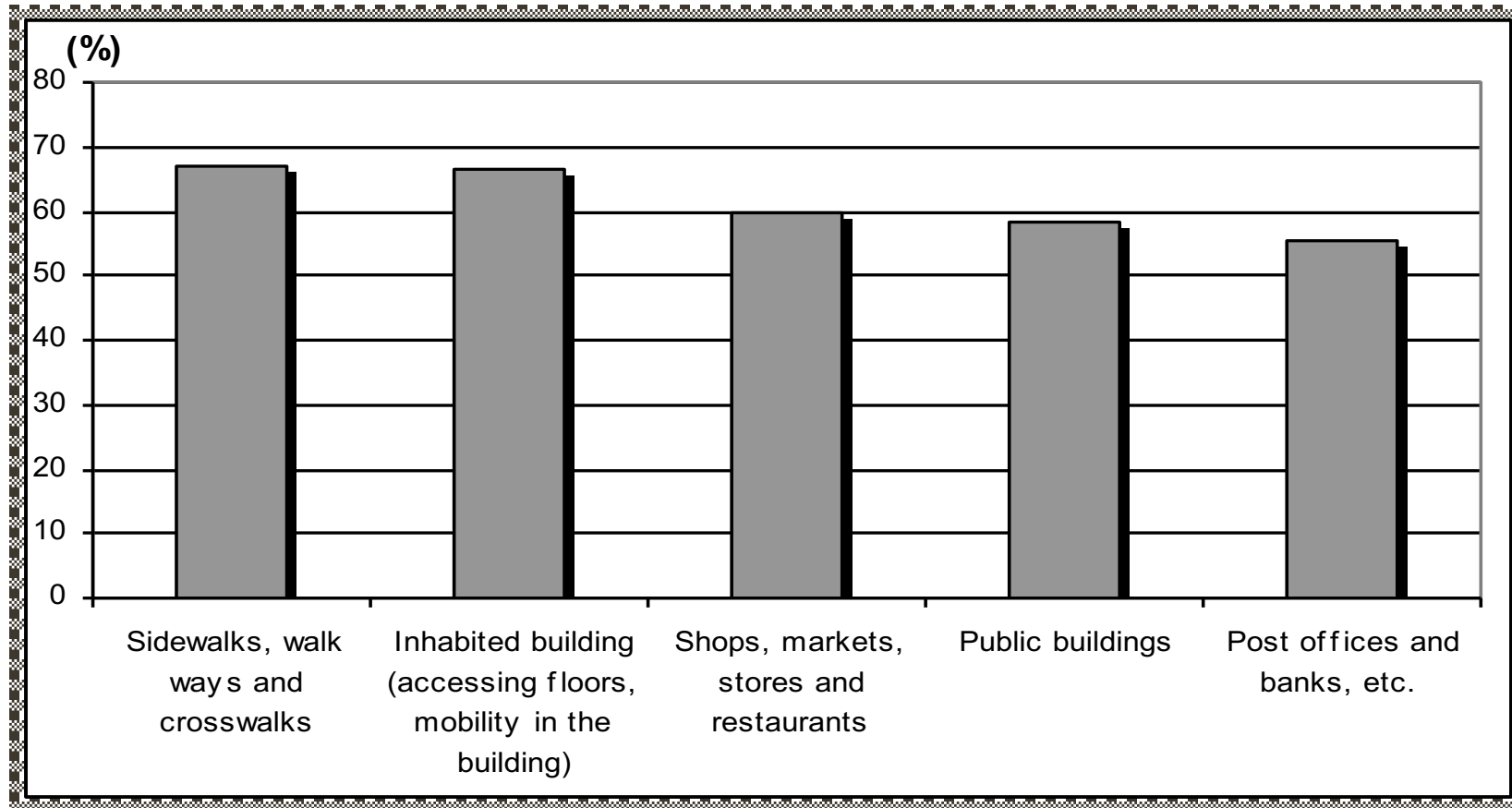
8 million – 12.29

	Population	nr. of disabled people	%
Man	34.069.984	3.783.197	11.10
Woman	34.552.559	4.648.740	13.45
Total	68.622.559	8.431.937	12.29


Groups of Disabilities

Group	Total	% of Total	% of congenital	% of subsequent	% of unknown
Orthopedic	1.25	10	23.91	73.3	2.79
Seeing	0.60	5	20.41	76.32	3.27
Mental	0.48	4	47.92	49.89	2.19
Hearing	0.37	3	29.49	67.1	3.41
Speaking	0.38	3	46.63	50.16	3.21
Others	9.21	75	N/A	N/A	N/A
Total	12.29	100			


Survey on Problems and Expectations



Work power rate of persons with disabilities
over age 12 is 22.19%



Accessibility Problems & Solutions



All municipalities within Turkey are obligated to provide disabled access to public transportation vehicles and other common areas like subways, metros, and buses by July 2018



All public buildings and pedestrian paths must have accessibility for wheelchair.

Thank you from Turkish Team





Disabled people in Bulgaria. Statistic

Фиг. 4. Относителен дял на лицата с увреждания на възраст 16 и повече години към 1.02.2011 година по области



Структура на населението на 16 и повече години с трайно намалена работоспособност или степен на увреждане

Степен на увреждане	Общ за страната
до 50%	8,3%
51% - 70%	23,8%
71% - 90%	39,7%
над 91%	28,2%

Отн. дял на лицата с трайно намалена работоспособност

Общ за страната
5,0% - 8,0%
8,1% - 11,0%
11,1% - 14,0%
14,1% - 17,0%
17,1% - 20,2%

10,4%

2. Лица с увреждания по основни социално-демографски характеристики към 1.02.2011г.

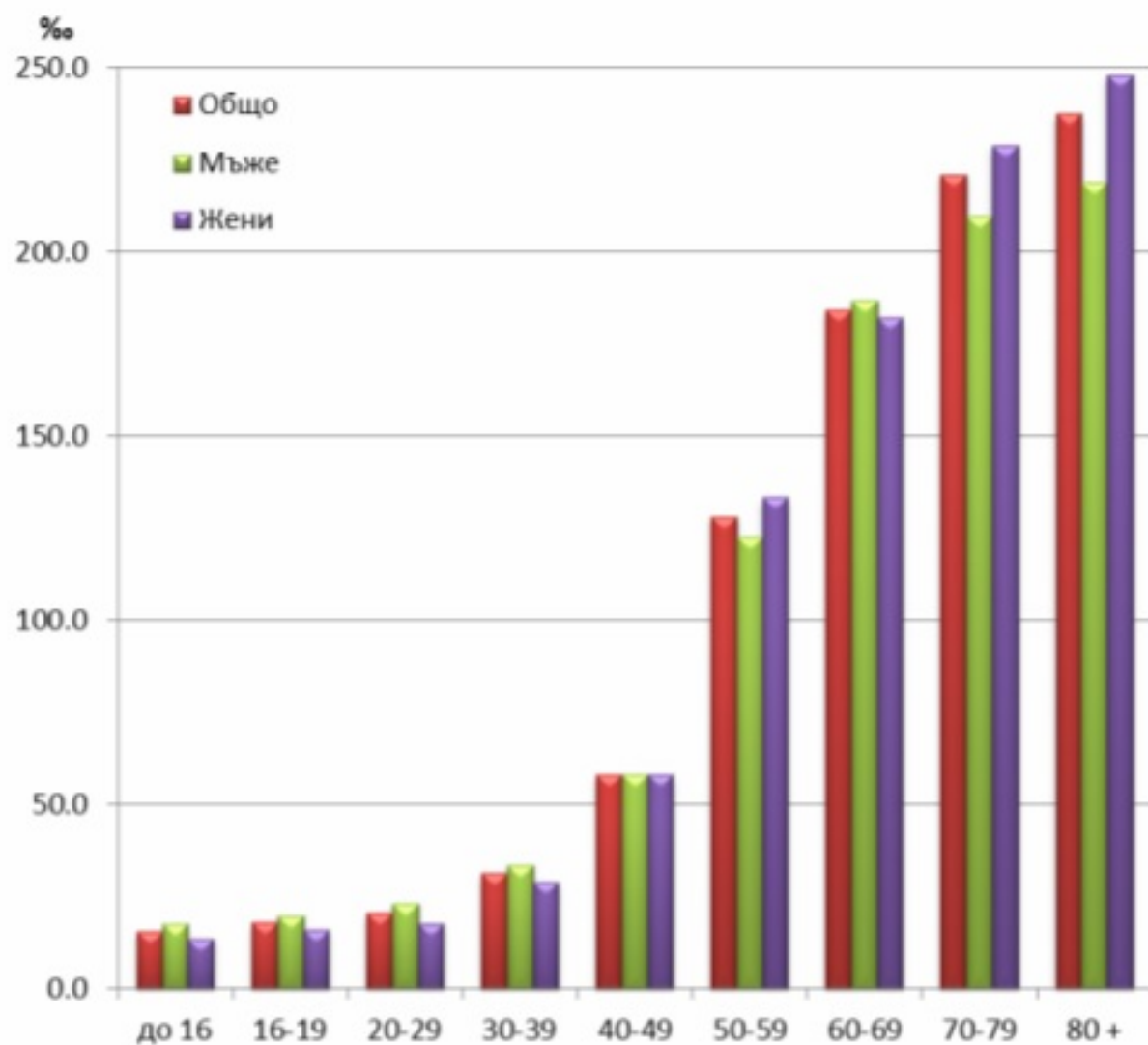
Социално-демографски характеристики	Общо	От тях:	
		деца до 16 години	лица на възраст 16 и повече години
Общо	474 267	9 039	465 228
<i>Пол</i>			
Мъже	211 723	5 203	206 520
Жени	262 544	3 836	258 708
<i>Възраст</i>			
до 16	9 039	9 039	
16-19	3 723	x	3 723
20-29	13 530	x	13 530
30-39	23 417	x	23 417
40-49	41 298	x	41 298
50-59	95 560	x	95 560

50-59	95 560	x	95 560
60-69	129 465	x	129 465
70-79	105 953	x	105 953
80 +	52 282	x	52 282
<i>Местоживеене</i>			
В градовете	339 202	6 607	332 595
В селата	135 065	2 432	132 633
<i>Икономическа активност</i>			
Икономически активни лица (16 - 64 години)	67 549	x	67 549
Заети	56 150	x	56 150
Безработни	11 399	x	11 399
Икономически неактивни лица (16 и повече години)	393 451	x	393 451

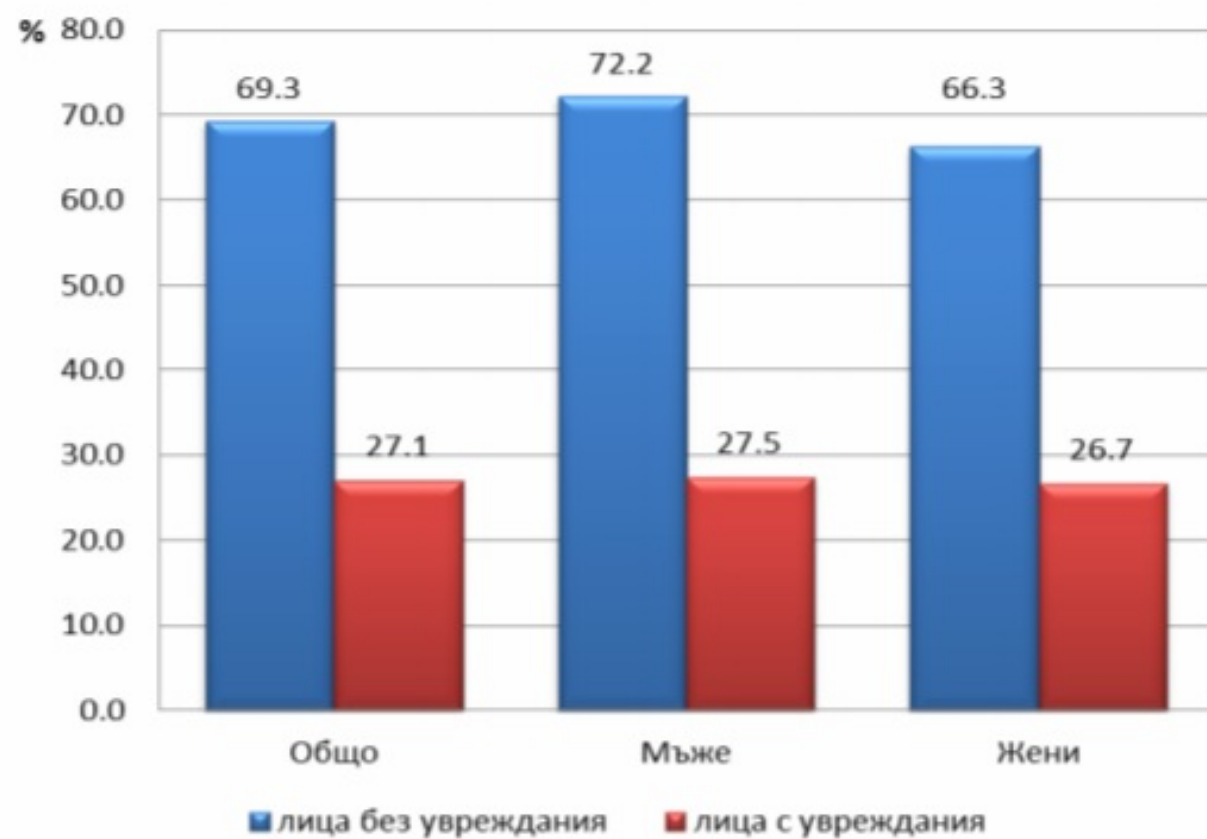
Сред лицата с трайно намалена работоспособност или степен на увреждане на 16 и повече години най-голям е дялът на лицата със степен на увреждане от 71 до 90% - 184 556, или 39.7% от всички лица на 16 и повече години с увреждания. Лицата с най-висока степен на трайно намалена работоспособност - над 90%, са 131 298, или 28.2%. С трайно намалена работоспособност или степен на увреждане от 50 до 70% към критичния момент на преброяването са 110 528, или 23.8%. Най-нисък е дялът на лицата с намалена работоспособност до 50% - 38 846, или 8.3%.

Разпределението на децата с увреждания по степен на увреждане показва, че най-голям е дялът на децата със степен на увреждане от 50 до 90% - 4 040, или 44.7% от децата с увреждания. За 3 035 деца, или за 33.6% е посочено наличие на степен на увреждане над 90%. До 50% степен на увреждане имат 1 964 деца, или 21.7% от децата с увреждания.

Фиг. 1. Лица с увреждания по възрастови групи и пол на 1 000 души от населението към 1.02.2011 година



Фиг. 3. Коэффициенти на икономическа активност на лицата със и без увреждания към 1.02.2011 г. по пол




- Pay half of the taxes for properties;
- Don't pay taxes based on their salary;
- receive free vignette;
- if they work, the Employment Agency pay a salary for the first six months
- Receive facilities [willchair, rehabilitation, different kind of therapies, etc]

- Receive free student books
- Receive scholarship for studying
- The employer has to hire at least half of his workers with disabilities



ВАЛИДНА ДО 01.02.2014 г.
СЕРИЕН № 1222
Кмет на Община Хасково
Георги Иванов


















T H A N K Y O U



Share Disability Statistics in Poland

1) Please have literature search on disability statistics in your country. (demographic, education, employment, types of disability etc.)

- Total population - 37,95mln
- Every 7th citizen of PL is disable.
- Blind disable – 100 000
- 900 000 citizens have a problem with hearing, around 50 000 belong to deaf group.
- Deaf-blind group: 7000
- In general: 16% of PL population
- 60% - city inhabitants
- 46% M, 54% F
- Professional activity – 16% - in comparison – EU ratio: around 45%
- Education – RPO or FIO funds, national funds of Ministry of Labor provide re-granting for NGOs in order to organize workshops and vocational courses for disable.

2) Disability rights, financial supports and obligations in your country.

- Free parking
- Right to have an assisting dog. Assisting dog has an access to every public area and public transport.
- Financial benefits from hiring the disables (lower taxes)

3) Accessibility problems in your country/local community

- In Poland we don't have too many interpreters sign language, so deaf parents taking them hearing kids as interpreter sign language.
- Disabled people can't find job, because everywhere are barriers, for people at wheelchairs – architects barriers, for deaf people – barriers in communication, for blind people -
- Lack of sound signals at pedestrians streets for blind people.
- At train stations or bus stations all information is transmitted by radio broadcast station.
- The biggest problems in Poland is stereotypes about disabled people, for example: deaf people are stupid people,

5) Best practice disability projects in your country.

- In public transport in Polish cities at timetable is marked which buses or trainways are prepared for people at wheelchairs.
- At train stations are located ramps for wheelchairs, stairs are marked by intensive colors and advices for blind people. On monitors are showed informations about delayed trains etc. for deaf people.
- In some public institutions or shops you can find tablets with interpreter sign language online.
- Disabled people and them assistants can buy tickets with discount in public transport.
- Schools and universities provide scholarships for disabled youngsters.
- The government provide allowance for disabled people (for hearing instruments, cars, laptops etc.).
- In 2012, the government introduced the law, which obligate public institutions in Poland to employ at least one person which can translate sign language.
- State Fund for the Rehabilitation of the Disabled supports companies, which are employing disabled people by funding wage for them.
- The museums and art institutions are more accessible for disabled people.

5) References

- Raport o osobach niepełnosprawnych w Polsce – 2014 – General Summit of the Women Party
- <http://www.niepelnosprawni.gov.pl/p,122,zrodla-danych-o-osobach-niepelnosprawnych>
- http://www.ipiss.com.pl/wp-content/uploads/downloads/2014/01/R3_Sytuacja-ON_1.pdf



Share Disability Statistics in Your Country Workshop - Macedonia

- 1) Please have literature search on disability statistics in your country.(demographic, education, employment, types of disability etc.)
- 2) Disability rights, financial supports and obligations in your country.
- 3) Accessibility problems in your country/local community
- 4) Best practice disability projects in your country.
- 5)References

1) Totally 2300 handicapped people employed according to the Agency for employment in Macedonia ;

-1490 people are unemployed;

Age group of people with disability who are unemployed :

- From 15-30y there are 346 people;
- From 30-60 there are 1292 people;
- Above 60 years there are 100 people;

Degree of education:

- Without primary school – 1092;
- With high-school – 806;
- With University – 70 (not-all of them have finished the education);
- With Master degree only;

Type of disability:

- Military disability – 29;
- Blind people – 108;
- Deaf people – 134;
- Talking disability – 33 ;
- Physical disability – 763 ;
- Multiple disability – 133;
- Other types of disability – 88;
- Total deaf people – 9;

2) Rights :

- Free of personal tax;
- Special conditions and convenience for employment and working.
These people are protected with the law for Employment for people with disability and the book of rules for criteriums and ways of

dedicating funds form special fond for securing the conditions of employment and working of the same people.

- As much as economic is possible from the special fond there are funds that are given and are non-returnable.

Such as:

- ✓ People with special needs are given 20 average salaries and people who are completely blind or with wheelchairs are given 40;
- ✓ Adaptation for the people on their workplace is also given non-returnable funds;
- ✓ Work qualification for the people with special needs for employments;

3)

- 4) Charity matches (sports) cooperation with NGO, a lot of campaigns about the people with special needs and their inclusion in the society;

- 5) <http://avrm.gov.mk/vrabetuvanje-na-invalidni-lica.nspj> ;

<http://avrm.gov.mk/content/pdf/Zakon%20za%20vrabetuvawe%20invalidni%20lica.pdf>;

<http://avrm.gov.mk/content/Statisticki%20podatoci/%D0%94%D0%B5%D0%BA%D0%B5%D0%BC%D0%B2%D1%80%D0%B8%202016/Plvidinvalidnost122016.pdf>;

<http://avrm.gov.mk/lica-so-posebni-potrebi.nspj>;

<http://www.stat.gov.mk/MetodoloskiObjasSoop.aspx?id=24&rbrObl=3>;



Share Disability Statistics in Your Country Workshop - Italy

- 1) Please have literature search on disability statistics in your country. (demographic, education, employment, types of disability etc.)
- 2) Disability rights, financial supports and obligations in your country.
- 3) Accessibility problems in your country/local community
- 4) Best practice disability projects in your country.
- 5)References

Disability Statistics (Italy)

Table: Persons with disabilities aged 6 years and over by type of disability and age class (per 100 persons with the same characteristics) - Nation Italia (Hierarchy Administrative) Year 2013.

AGE CLASS	Type of disabilities			
	Individual confinement	Difficulties in the functions	Difficulty in mobility	Difficulty in seeing, hearing, speech
6-14 years	0.6	3.4	0.5	2.1
15-24 years	0.9	0.7	0.7	2.3
25-34 years	1	1.5	1.1	2.4
35-44 years	2.6	2.3	2.1	5.1
45-54 years	3.4	2.7	2.9	5.9
55-64 years	6.1	4.8	6.3	6.2
65-69 years	4.5	3.7	5.2	5.8
70-74 years	7.8	7.1	9.4	8.8
75-79 years	14.4	13.4	16.7	12.7
80 years and over	58.6	60.4	55.2	48.7
Total	100	100	100	100

[1]

Table: Persons with disabilities aged 6 years and over (absolute values per thousand) by type of disabilities - Nation Italia (Hierarchy Administrative) Year 2013.

TYPE OF DISABILITIES	a.1 Persons with disabilities (absolute values per thousand) x 1000
Individual confinement	1436
Difficulties in the functions	1944
Difficulty in mobility	1513
Difficulty in seeing, hearing, speech	853

[2]

Activation of services for targeted employment in the Centres for employment divided for Regional Area (2002,2003 e 2004, in percent)

Regional Area	Not activated			Activated			Outsourced		
	2002	2003	2004	2002	2003	2004	2002	2003	2004
North west	33,3	18,9	18,3	63,8	69,4	79,8	2,9	11,7	1,8
North east	14,0	2,6	10,5	78,1	96,5	87,7	7,9	0,9	1,8
Centre	18,2	2,3	0,0	77,9	97,7	98,9	3,9	0,0	1,1
South and Islands	59,7	34,2	25,0	40,3	65,8	74,1	-	0,0	0,9
Italy	37,9	19,1	16,4	59,2	78,3	82,3	2,9	2,6	1,3

[6]

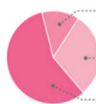
Quante persone con grave disabilità lavorano?

Persone con gravi disabilità 15-64 anni:



il **19,7%** lavora

l'**80,3%** non lavora



in cerca di occupazione **10,5%**

non in cerca di occupazione **23,9%**

ha smesso di lavorare **46,0%**



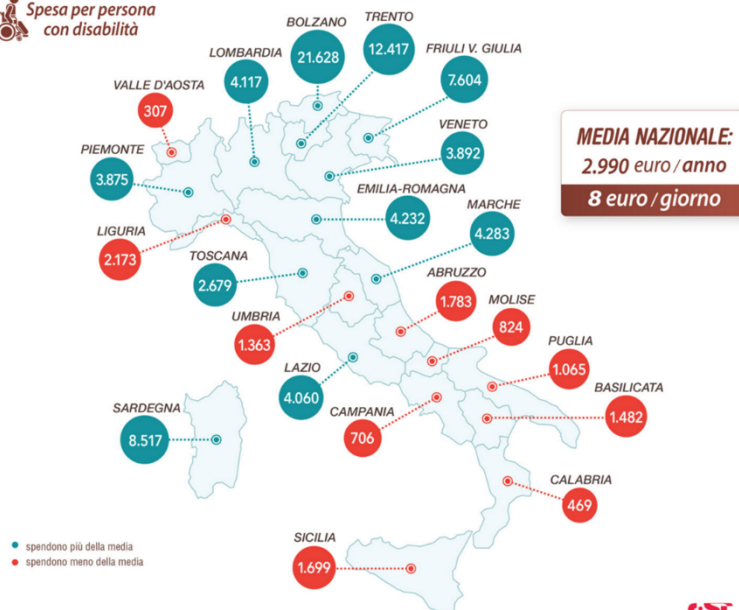
Lavora meno di una persona su cinque.

[3]

QUANTO SPENDONO I COMUNI PER LA DISABILITÀ?



Spesa per persona con disabilità



Fonte: Indagine censuaria sugli interventi e i servizi sociali dei Comuni singoli e associati. Anno 2012, ISTAT

Condicio.it

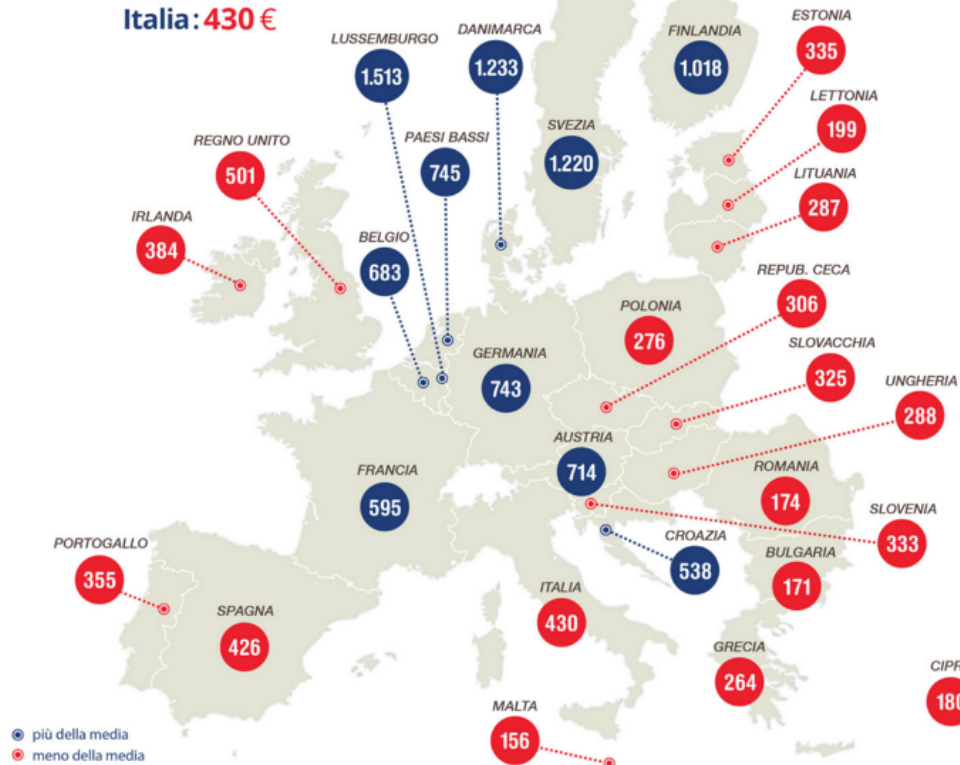
fish
Federazione italiana
per il superamento del handicap

[4]

La spesa procapite

media UE (28) : 538 €

Italia: 430 €



● più della media
● meno della media

Fonte: Eurostat - Spesa in protezione sociale per funzione disabilità in standard di potere d'acquisto (SPA) procapite in euro (dati 2012, ultimi disponibili)

Condicio.it

fish
Federazione Italiana
per il superamento del handicap

**People in working age (from 15 years) divided for sex, gender, age, disability, professional condition "2004-2005"
(percentage ratios)**

Age classes

Professional Condition	15-44		45-64		More than 65		tot	
	Disa-abled	Non disabled	Disabled	Non disabled	Disa-abled	Non disabled	Disabled	Non disabled

Male

Occupied	22,3	73,3	24,6	70,6	0,9	7,5	6,8	61,0
Seeking employment	10,0	9,6	4,8	3,4	0,1	1,9	6,1	
Retirement	0,5	0,0	26,3	23,4	79,1	87,7	62,4	22,5
Unable to work	53,5	0,3	44,1	0,6	15,3	0,9	23,9	0,5
Other condition	13,7	16,7	1,9	4,7	3,8	5,0	9,9	
Total	100,0	100,0	100,0	100,0	100,0	100,0	100,0	100,0

Female

Occupied	13,9	51,5	10,4	39,7	0,3	1,6	1,8	37,5
Seeking employment	5,9	10,1	0,8	2,1	0,0	0,0	0,4	5,6
Housewife	22,1	20,4	34,1	44,6	30,5	48,8	30,5	33,6
Retirement	-	0,0	16,3	11,9	38,4	42,9	34,6	12,6
Unable to work	47,9	0,2	34,7	0,4	17,9	0,7	20,8	0,3
Other condition	10,1	17,8	3,6	1,4	12,9	6,0	11,9	10,4
Total	100,0	100,0	100,0	100,0	100,0	100,0	100,0	100,0

Total

Occupied	18,4	62,5	17,0	54,9	0,5	4,2	3,5	49,0
Seeking employment	8,1	9,9	2,6	2,7	0,0	0,1	0,9	5,8

Housewife	10,3	10,1	18,3	22,7	21,4	27,0	20,3	17,2
Retirement	0,3	0,0	20,9	17,6	50,5	62,9	43,9	17,4
Unable to work	50,9	0,3	39,0	0,5	17,1	0,8	21,8	0,4
Other condition	12,0	17,3	2,1	1,6	10,4	5,0	9,6	10,2
Total	100,0	100,0	100,0	100,0	100,0	100,0	100,0	100,0

[7]

2) Disability rights, financial supports and obligations in Italy:

(July 27, 2016) On June 25, 2016, legislation establishing measures for the benefit of persons with disabilities entered into effect in Italy. (Law No. 112 of June 22, 2016, Provisions on Assistance Benefitting Persons with Serious Disabilities Who Are Deprived of Family Support (Law No. 112), GAZETTA UFFICIALE, No. 146 (June 24, 2016), NORMATTIVA (in Italian).) The new Law provides for the assistance, care, and protection of persons with serious disabilities, whether caused by natural aging or medical conditions, and who are deprived of family support because they are either missing both parents or their parents are not able to provide adequate support. (*Id.* art. 1(2).)

The stated purpose of the new legislation is to promote the well-being, full social inclusion, and autonomy of persons with disabilities through the implementation of certain key principles set forth in the Italian Constitution: inviolable rights of the person, social dignity and equality before the law, the duty and right of parents to support, raise, and educate their children, health as a fundamental right of the individual and as a collective interest, and the rights of citizens unable to work and of persons with disabilities to welfare support. (*Id.* art. 1(1); Constitution of the Italian Republic (Dec. 27, 1947), arts. 2, 3, 30, 32, & 38, respectively, Parliamentary Information, Archives and Publications Office of the Senate Service for Official Reports and Communication.)

The legislation also aims at implementing related provisions of the European Union Charter of Fundamental Rights (2000 O.J. (C364) 1, EUROPA) and of the Convention on the Rights of Persons with Disabilities of 2006 (A/RES/61/106 (Dec. 13, 2006), Office of the U.N. High Commissioner for Human Rights website) ratified by Italy by Law No. 18 of March 3, 2009. (Law No. 112, art. 1(1).) [8]

4) Best practice disability projects in Italy.

Zero Project : [9]

Started : 1992 , **Responsible Body** : Ministry of education, University and research
The Italian Framework Law for the Assistance, Social Inclusion, and the Rights of Persons with Disabilities no. 104 of 1992 deals with diagnosis, prevention, treatment, and

rehabilitation, and addresses various services and support as well as the issue of social exclusion of persons with disabilities. In particular, the law provides that appropriate support must be provided in mainstream schools at all levels – e.g., specialized teachers, educational aids, and transportation and material assistance – with the collaboration of all public competent bodies and with the involvement of all those who have educational competences (teachers, assistants, families, etc.).

CONTEXT

In 1971 the Italian Law 118 granted all children with disabilities – except for the most severe cases – the right to be educated in mainstream classes. By 1977, Italy closed all special schools and its Law 517 prescribed that all pupils with disabilities should be included. In the 1980s, Inclusive Education was implemented in pre-schools and in secondary schools. In 1991 a commission, including persons with disabilities, started to draft the Framework Law for the Assistance, Social Inclusion, and the Rights of Persons with Disabilities no. 104 that was adopted by the Parliament in 1992. It was the first time that civil society, organizations of persons with disabilities, and families were fully involved in such a process.

Italian Development Cooperation Disability Action Plan: [10]

Persons with Disabilities as active actors for future development

The Italian Development Cooperation Disability Action Plan, published in October 2013, was presented by Mina Lomuscio, focal point of the "Disability Action Plan" in the Italian Ministry of Foreign Affairs. The action plan is the successful outcome of an interactive dialogue between organizations of persons with disabilities (DPOs), government, academic institutions and other stakeholders. It aims to promote the rights of persons with disabilities, and it is based on five pillars:

Policies and strategies;

Inclusive project planning & design;

Accessible and usable environments, goods and services;

Humanitarian aid and responses to emergency situations;

Leveraging the experience and skills acquired by civil society and companies.

The importance of disability inclusion in international cooperation is more and more recognised by both the EU and its member states. Ingar Duering from the Deutsche Gesellschaft für Internationale Zusammenarbeit (GIZ) made it very clear that the inclusion of persons with disabilities in international cooperation is not just a human right, since the ratification of the UN Convention on [the Rights of Persons with Disabilities](#) (UN CRPD) by Germany, but it is also a binding commitment.

Following the good examples from Italy and Germany, other EU member states such as Spain, are now also working on establishing a national disability action plan for international cooperation. With regard to the EU, Hélène Bourgade, Head of Unit of the European Commission's General Directorate for Development Cooperation, Employment, Social Inclusion and Migration, explained that even though the EU does not have an Action Plan on the inclusion of disability, the institutions are supporting inclusion using the Italian Development Cooperation Disability Action Plan as a best practice example. The EU support

addresses both the political and policy level and the implementation, for instance the organization of a training session on disability for EU delegations. She also stressed the willingness of the EU to cooperate with both Disabled Peoples Organizations (DPOs) and EU member states to address disability issues in international cooperation. Giampiero Griffo, from the Italian Network for Disability and Development (RIDS), welcomed the efforts made by the European Union but also mentioned the need for a specific Action Plan on disability inclusion in EU international cooperation.

Italian Net for Disability and Development (rete italiana disabilita e sviluppo) [11]

AIFO , DPI Italy , EducAid and FISH formed the Italian Network on Disability and Development – RIDS – which expresses community of interest and the belief in mutual cooperation aimed at implementing initiatives and joint events , at national and international levels, in the field of development cooperation addressed to people with disabilities. RIDS's activities of training, information and consultancy in the area of protection and promotion of human rights of persons with disabilities, fit into the scenarios outlined in the UN Convention on the Rights of Persons with Disabilities – CRPD – fully implementing articles 11 and 32 in the view of fostering a development cooperation system which is attentive to disability from an inclusive standpoint.



The awareness that CRPD's real sustainability will only be possible where the voice of people with disabilities and their organizations is strong and competent, therefore able to interact with public and private institutions and civil society , makes it so that **empowerment** is RIDS's guiding principle. The network is made up of important Italian organizations , rooted in the territory and extensively involved in the definition of policies and programs on disability in cooperative activities, including Italian and foreign institutions .

Founded by AIFO, DPI Italia onlus, EducAid and FISH, RIDS stems from the desire to create a synergy of their respective powers and capacities , creating a network based on the exchange of appropriate practices in publications , on the circulation of experiences and expertise on the promotion of tools, methods and projects that support the implementation of the CRPD in all countries of the world.

Bibliography:

- [1] : [http://dati.disabilitaincifre.it/dawinciMD.jsp?a1=u2M2H2H0&a2=-&n=\\$\\$\\$809\\$\\$\\$\\$&o=24&v=1UT0909909OG000000000&p=0&sp=null&l=1&exp=0&dXl=1](http://dati.disabilitaincifre.it/dawinciMD.jsp?a1=u2M2H2H0&a2=-&n=$$$809$$$$&o=24&v=1UT0909909OG000000000&p=0&sp=null&l=1&exp=0&dXl=1)
- [2] : [http://dati.disabilitaincifre.it/dawinciMD.jsp?a1=u2M2H2H0&a2=-&n=\\$\\$\\$809\\$\\$\\$\\$06&o=2C&v=1UT0909N09OG00000000&p=0&sp=null&l=1&exp=0&dXl=1](http://dati.disabilitaincifre.it/dawinciMD.jsp?a1=u2M2H2H0&a2=-&n=$$$809$$$$06&o=2C&v=1UT0909N09OG00000000&p=0&sp=null&l=1&exp=0&dXl=1)
- [3] , [4] , [5] : <http://www.vita.it/it/article/2015/12/02/la-disabilita-in-italia-in-numeri/137618/>
- [6] , [7] : <https://www.google.com.tr/url?sa=t&rct=j&q=&esrc=s&source=web&cd=2&cad=rja&uact=8&ved=0ahUKEwj-POijInYAhXB1RQKHSInAlkQFggUAE&url=http%3A%2F%2Fwww.disability-europe.net%2Fdownloads%2F442-it-aned-2009-employment-report-final&usg=AOvVaw30bDkLEtUnLC4OJUyAu5rk>
- [8] : <http://www.loc.gov/law/foreign-news/article/italy-legislation-on-support-for-the-disabled/>
- [9] : <https://zeroproject.org/policy/in-italy-students-with-disabilities-are-not-segregated/>
- [10] : <http://www.cbm.org/Italian-Disability-Development-Plan-launched-451079.php>
- [11] : <http://www.ridsnetwork.org/en/who-we-are/>



Share Disability Statistics in Your Country Workshop

- 1) Please have literature search on disability statistics in your country. (demographic, education, employment, types of disability etc.)

There are 511 850 disabled people in Croatia, 307934 of which are male (60%) and 203916 are female (40%) and considering that, they make a total of 11,9% of population. The highest number of disabled persons (48%) is in active-working age, 19-64, while there are 45% of disabled people 65+ years old. The highest number of disabled people lives in Zagreb and Split region

Around 63% of disabled people has finished primary schoole or has no education.

Around 28% has finished high school, while 3% has a university degree. There are 20 378 employed disabled people in Croatia, 52% of which male and 48% female.

Disabled people receiving social care mostly live with families (89%) and alone (17%). 58% of disabled people is receiving social care support from the government.

The most common disability is physical and mental. 29,6% of disabled people suffer from multiple ways of disability.

- 2) Disability rights, financial supports and obligations in your country.
 - Discount on TV, radio and phone subscription
 - Lower taxes in traffic system
 - Free counseling and legal support
 - Objects/cars/equipment needed are free of tax
 - Social care for children until they finish their education
 - Scholarships for university students
 - Shorter working hours
 - Employer of disabled people gets salary for an employee for two years covered by the state
 - Right for earlier retirement
 - Free door-to-door service from public transportation

3) Accessibility problems in your country/local community

This is still a big problem in Croatia. In bigger cities, like Zagreb, things are getting better. Thanks to the lowered edges and low-street trams, in public transportation people with physical obstacles can more easily enter the tram but still in there is many places of unusable large edges. By the law in schools and colleges which have at least one person with disability, there is a ramp for entering the building. Also all public buildings have managed this problem. But in rural places there is still a problem for persons with disabilities. For example, in may village Bistra, things are also getting better, but still there is a lot work to do. So, this problem in near future can be solved in every place in Croatia.

4) Best practice disability projects in your country.

“What would you do if you are me?” is one-year long project in Dalmatia that had aim to raise awareness for people with disabilities and their rights, needs and possibilities. Project was in 10 Dalmatian cities and organizers made lots of workshops in which they motivated people with disabilities to be more active citizens in their local communities.

5)References

1. <http://www.in-portal.hr/in-portal-news/in-mreza/3355/mini-katalog-prava-za-osobe-s-invaliditetom>
2. https://www.hzjz.hr/wp-content/uploads/2016/04/Invalidi_2017.pdf
3. <http://www.muosid.hr/Projekti/%C5%A0obidaodasinamommjestu/tabid/127/Default.aspx>
4. <http://utib.hr/invalidi-projekti/>